

Specifications

Model	J-350QVP
Needle	GB 134R #18
Maximum Sewing Speed	2,200 SPM
Needle Stop Position	Up/Down
Needle Bar Stroke	35mm
Presser Foot Lift	4.5mm
Bobbin	Double capacity "M" style
Drive System	Main shaft, direct drive system
Stitch Adjustment	Controlled by the stitch regulator with image sensor
Motor	AC servo motor
Dimensions	10.25"(W) x 18"(H) x 28.75"(L)
Working Area	18"(right of needle)×10"(height)
Weight	57lbs
Machine Head	Made in Japan by JUKI
Main Table	35.4"(W) x 33.7"(D)
Sub Table	15.7"(W) x 33.7(D) each

\*Sub tables are optional.



\* Sit down longarm can convert to Juki longarm frame.

Optional Accessories



Open Toe Foot  
Part No.40144744




Couching Feet Set  
Part No.40184899



Clear Glide Foot  
Part No.40201924

**JUKI**  
JUKI CORPORATION  
2-11-1, TSURUMAKI, TAMA-SHI, TOKYO  
206-8551, JAPAN  
<http://www.juki.co.jp>

JUKI ECO PRODUCTS



JUKI ECO PRODUCTS

This is an eco-friendly product which complies JUKI ECO PRODUCTS standards for protecting the environment.

●The sewing machine complies with the "JUKI Group Green Procurement Guidelines" on the use of hazardous substances, which is stricter than other restrictions, such as those of the RoHS Directive.

For details of JUKI PRODUCTS, refer to:  
[http://www.juki.co.jp/eco\\_e/index.html](http://www.juki.co.jp/eco_e/index.html)

\*The RoHS Directive is an EU Directive limiting the use of 6 hazardous substances (lead, hexavalent chromium, mercury, cadmium, PBB and PBDE) in electrical and electronic equipment. The Juki Green Procurement Guideline is the voluntarily established criteria to eliminate not only the aforementioned six substances, but also other ones which also adversely affect the environment.

Miyabi みやび

Sit Down

JUKI

QVP  
Quilt Virtuoso Pro




Miyabi みやび

J-350QVP Sit Down

JUKI's home sewing machines contain the industrial sewing machine technology with the world's number one market share. The JUKI SmartStitch will boost your creativity and lift your artistry to greater heights.



# JUKI's First: Image Sensor Based Stitch Regulator!




## JUKI SmartStitch

### Built in JSS: Stitch Regulator System

JSS makes it possible to produce accurate, precise stitching at any speed while quilting. When you select your stitch mode, the J-350 QVP image sensors precisely read movement keeping stitch lengths perfect.

Juki Smart Stitch image sensors read fabric movement to maintain precise, uniform stitches. Focus on design without worrying about uneven stitches.



### Large Quilting Space

18" long x 10" high large throat space is the perfect workspace for any size quilt. The 10 inch height and directional lighting increase your view around the stitching area allowing freedom to quilt your creative designs.



### Large Color LCD Touch Screen

The touch screen display indicates JSS mode, LED light settings, speed control, stitch length, needle up/down, bobbin estimate settings, automatic or manual thread trimming, and more.



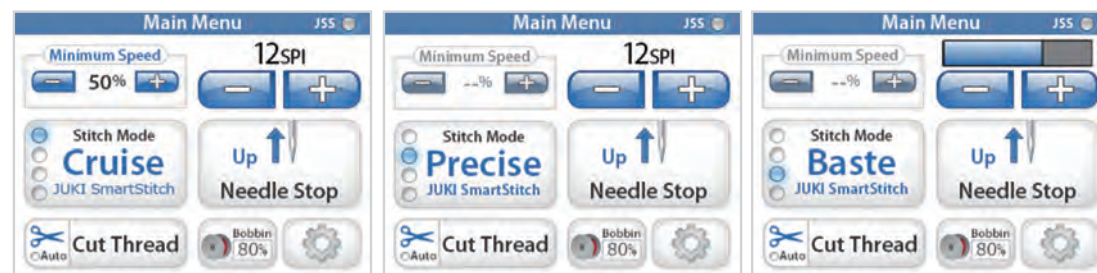
### Built-in Bobbin Winder

Built in bobbin winder operates with an independent motor. Quickly fill full capacity M size bobbins with your favorite thread ready to complete your project.



### Ergonomically Positioned Auxiliary Hand Wheel

Convenient, easy reach hand wheel is located on the right side of the sewing head for precise needle placement.




### Four Stitch Modes

**Cruise:** Free-motion quilting with JSS control

**Precise:** Free-motion quilting with JSS control when using a quilting ruler

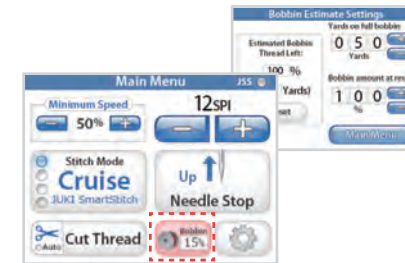
**Baste:** Tacking or basting with JSS control

**Manual:** Free-motion quilting without JSS control




### Ruler-Compatible Standard Presser Foot

Quilting foot compatible with 1/4" longarm quilt rulers.




### Bobbin Estimate Settings

A red indicator light appears when the amount of bobbin thread remaining is measured at 20% allowing you to finish a row or design and prevent unexpected quilting interruptions.




### Automatic Thread Trimmer

Both upper and lower threads are trimmed by the push of a button with the exclusive JUKI knife system allowing you to quickly move to your next quilting position.



### Directional Bright LED Lighting

High intensity LED lights located above the needle with the addition of high intensity LED lights directed toward your quilting area.



### Sub Table

Large quilting table with adjustable height and optional extensions.



### Switchable Foot Controller Function

Electronic foot control with quick control thread cutting. With JSS, you can select whether to use the foot controller as an accelerator pedal or an ON/OFF switch.

